



Accès pré-grille - Access pré-grid H-15 minutes

Libres – FP: H START directement de la pré-grille – **START from pré-grid**

Q – Races : H-5 au plus tard – VERT pré-grille – Voitures vers pit lane – **FAST LANE OPEN**

H VERT sortie pit lane


**Latest H-5 opening pré-grid cars to pit lane – FAST LANE OPEN**

**H - pit exit GREEN**

Départ courses: Secteur en jaune jusqu'à la sortie du virage 2

**Race starts: Sector in yellow until exit turn 2**





67 secs - Confirmé par un bulletin des CS

Pit lane 225 m / 50 Km/Hr = 16,20 secs

WET TRACK / PISTE HUMIDE - 180 Secs – 3 Minutes



RACE CONTROL 8 – 468.375

TEST 10 to 15 minutes before each session

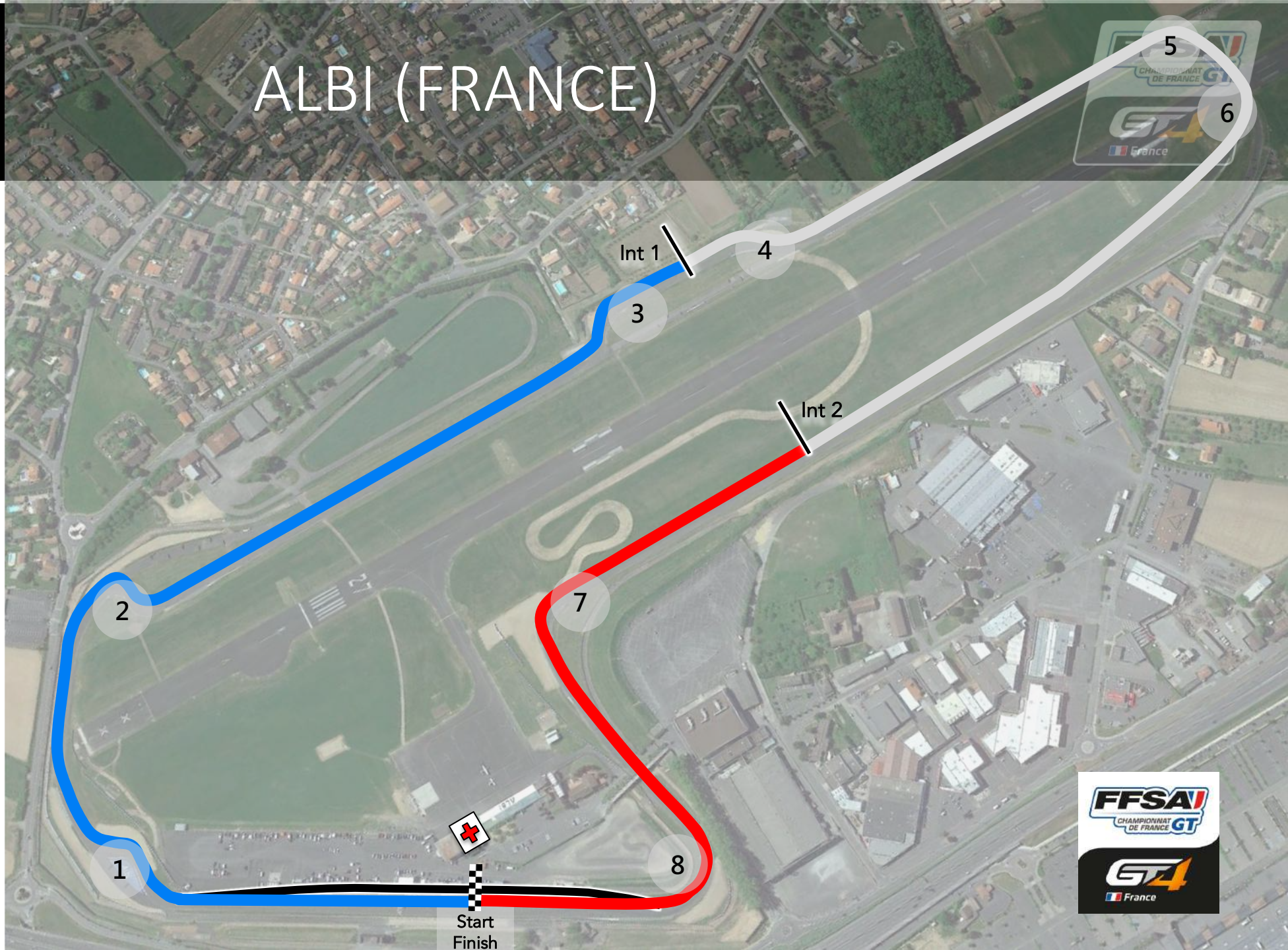
Answer "ok" + car # on the team messaging

For a test or an issue contact the Pit Lane manager – Ghislain



# ALBI (FRANCE)

Circuit length: 3551 m  
Start line offset: 0 m  
Pole position: RIGHT  
Pit IN to Pit OUT: 225 m  
Int 1 at: 1288 m  
Int 2 at: 2501 m  
SC: 1<sup>st</sup> Lap-T6  
Race- Pit Exit  
Lights OFF- T6  
Start line up: T7 to T8













# ALBI (FRANCE)

Circuit length: 3551 m

Start line offset: 0 m

Pole position: RIGHT

Pit IN to Pit OUT: 225 m

Int 1 at: 1288 m

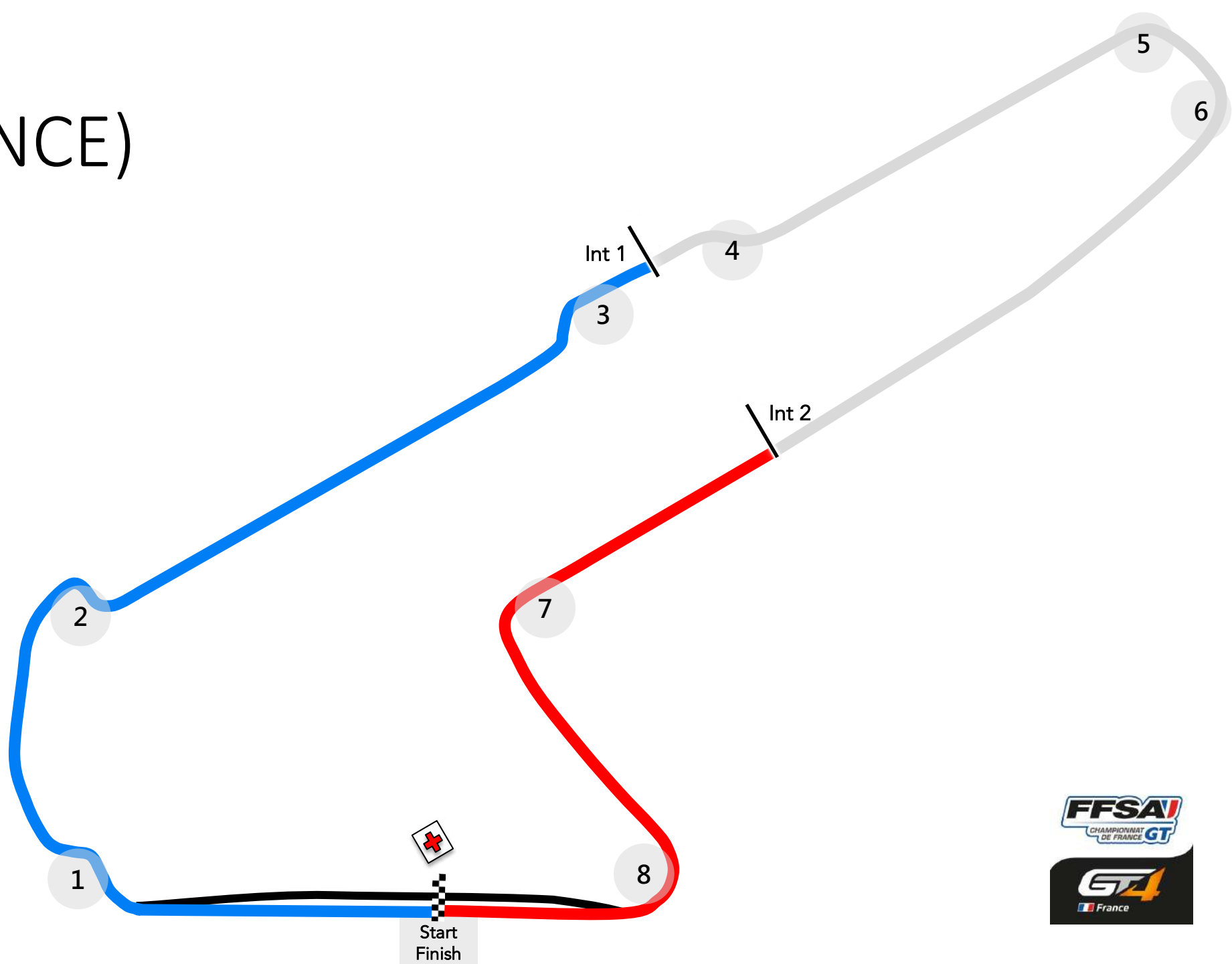
Int 2 at: 2501 m

SC: 1<sup>st</sup> Lap-T6


Race- Pit Exit

Lights OFF- T6

Start line up: T7 to T8



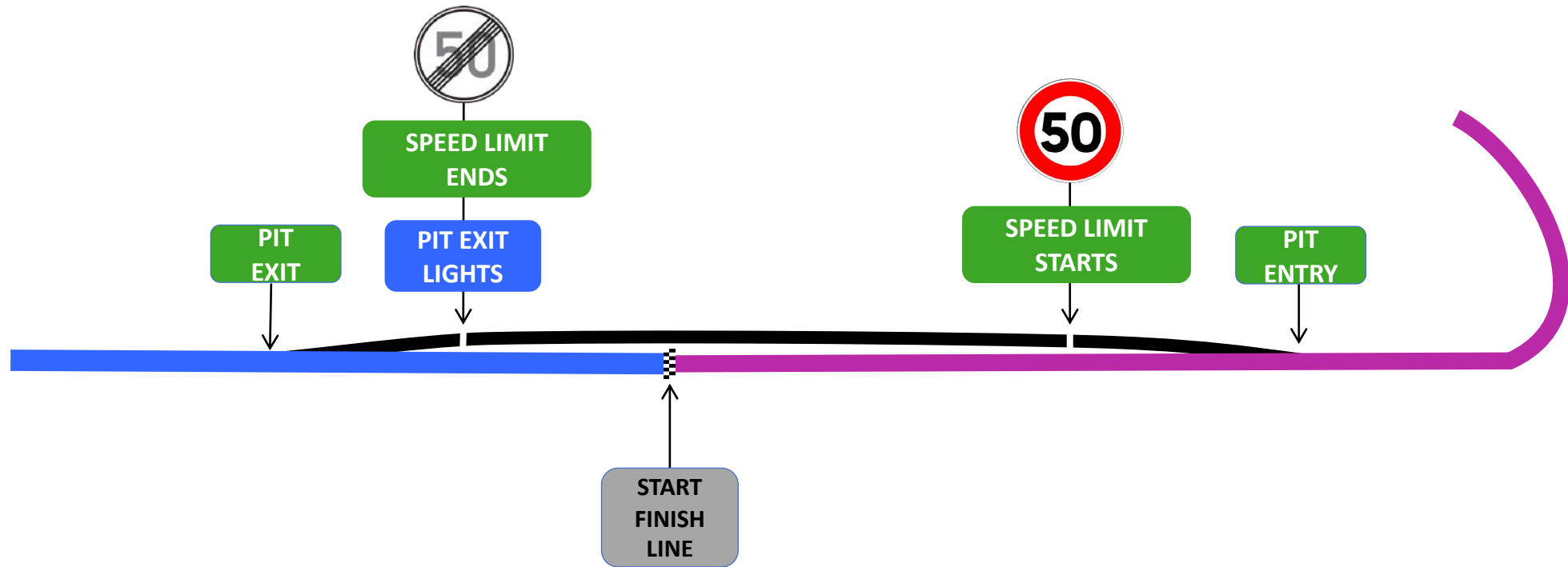
# CONTROL, START AND FINISH LINE



**DRIVE  
THROUGH**



# PIT LANE




# PIT ENTRY





# PIT ENTRY SPEED LIMIT



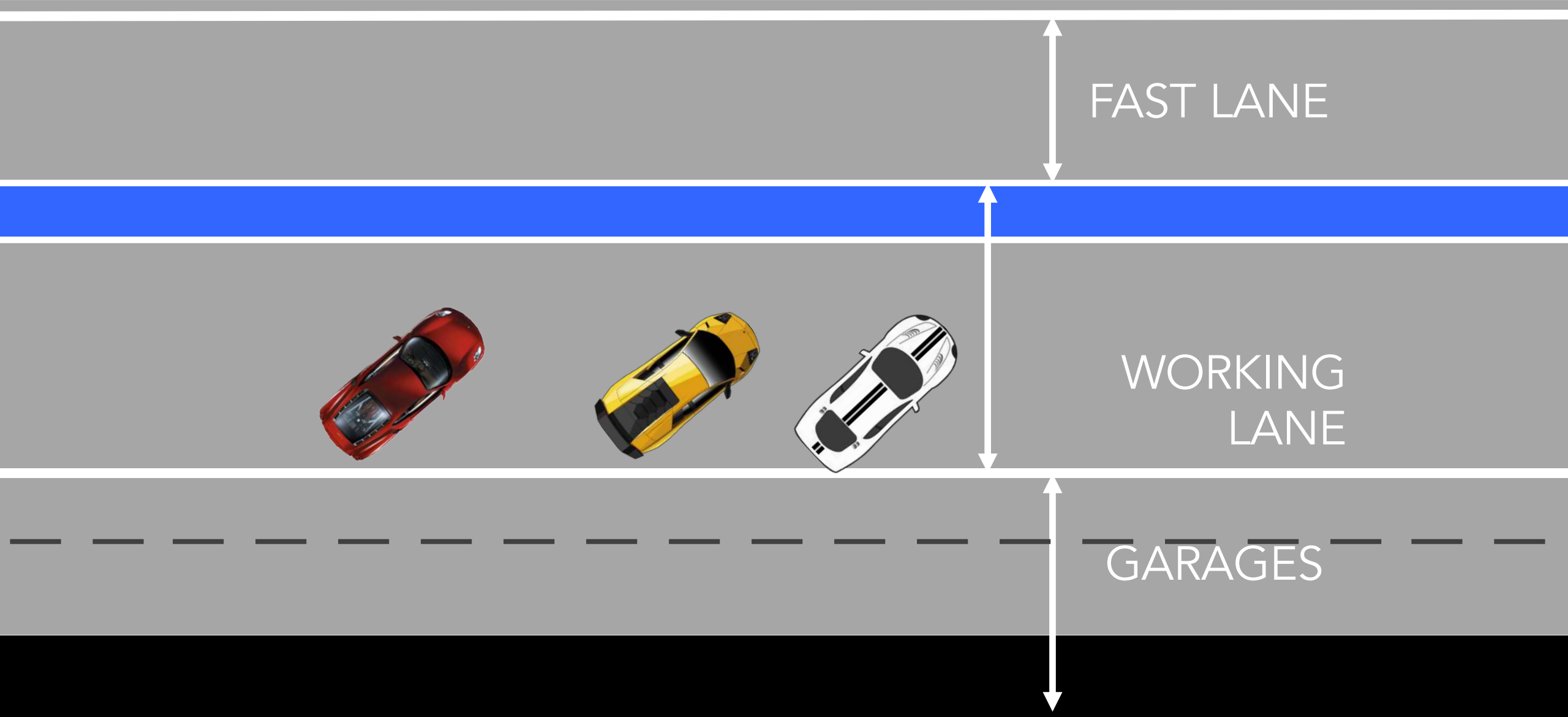


# PIT LANE





# BEGINNING OF ALL SESSIONS 45°

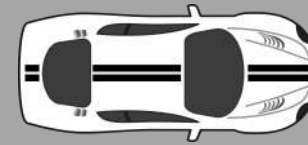


FAST LANE

WORKING  
LANE


GARAGES

# PIT STOP AND RACES





# PIT EXIT SPEED LIMIT



TO THE  
PADDOCK



# PIT EXIT WHITE LINE





# ALBI (FRANCE)

Circuit length: 3551 m

Start line offset: 0 m

Pole position: RIGHT

Pit IN to Pit OUT: 225 m

Int 1 at: 1288 m

Int 2 at: 2501 m

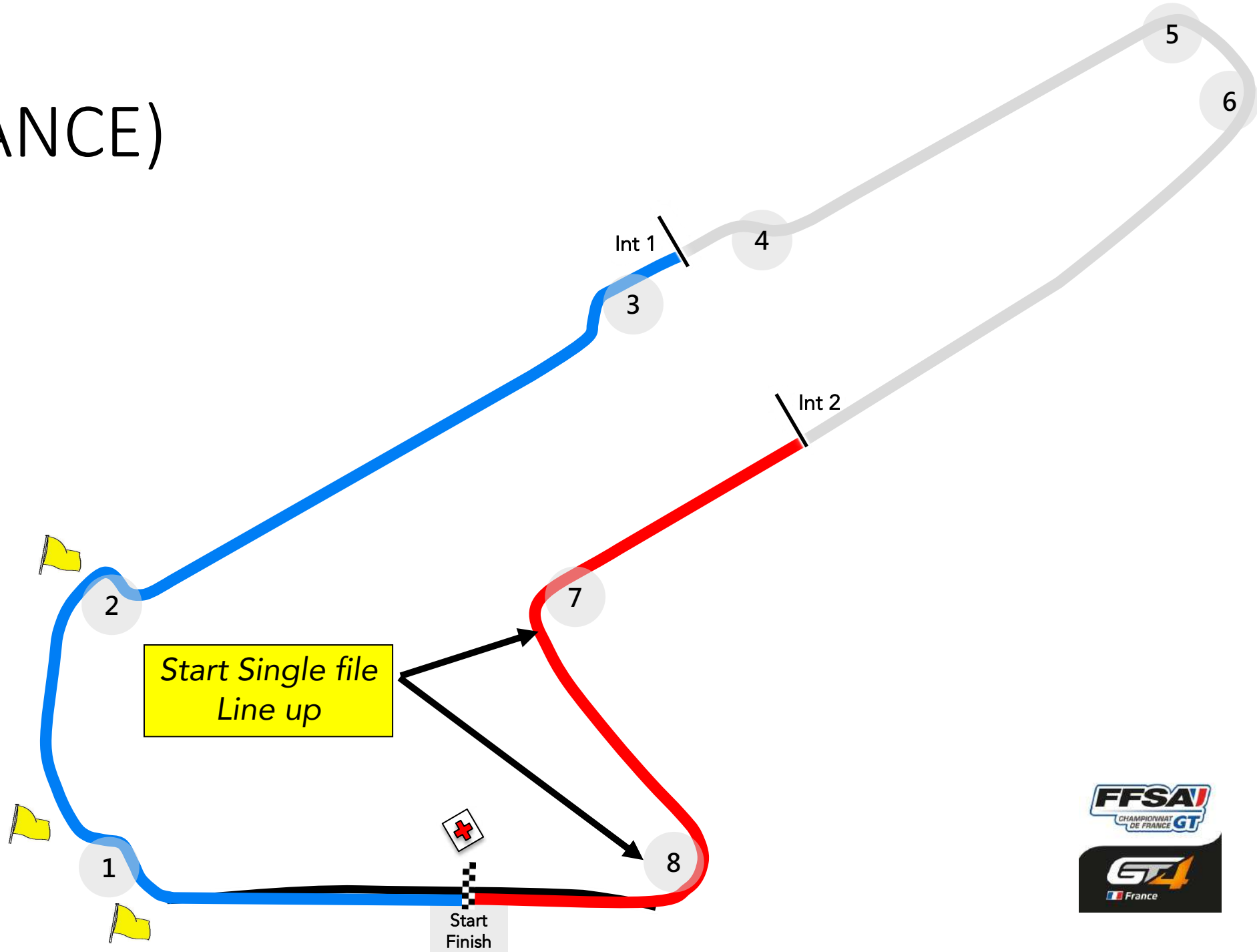
SC: 1<sup>st</sup> Lap-T6

Race- Pit Exit

Lights OFF- T6

Start line up: T7 to T8

 Yellow during 1st race lap

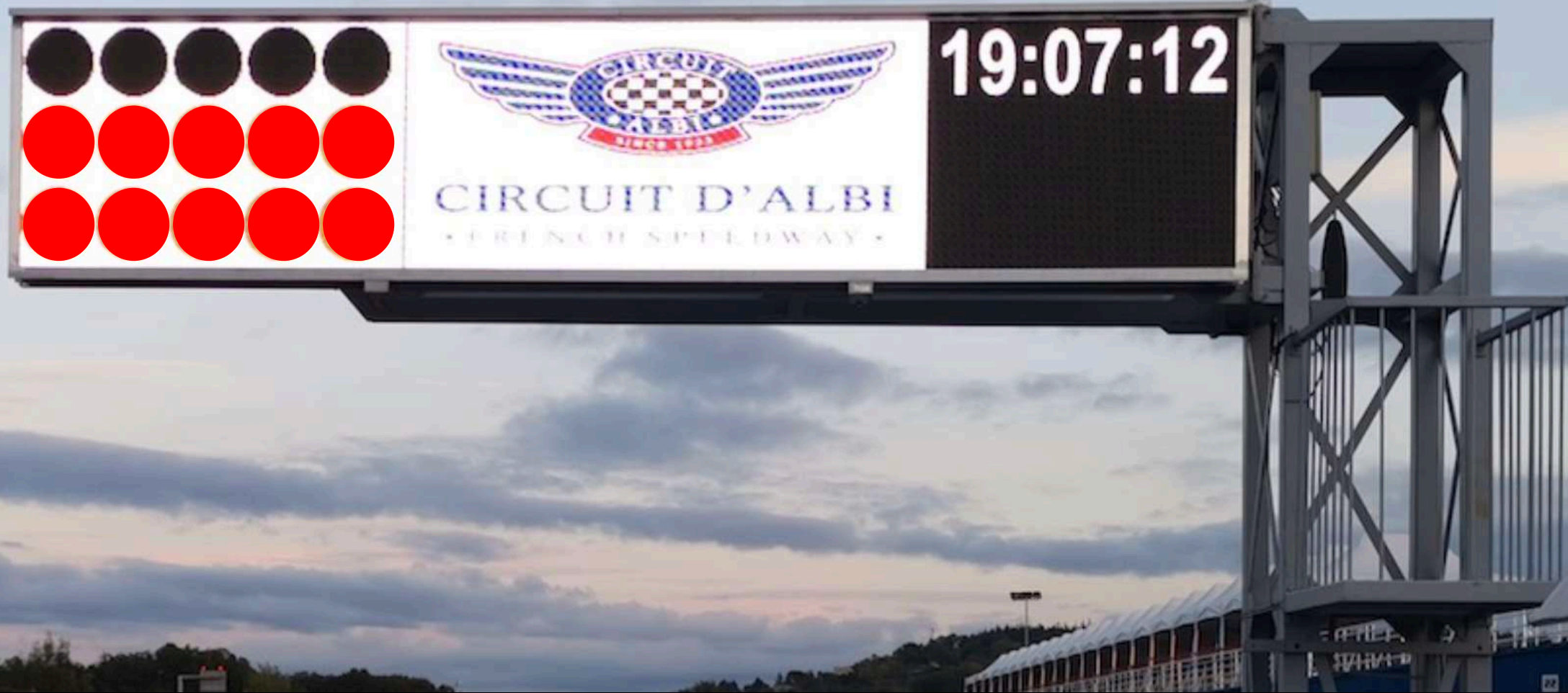


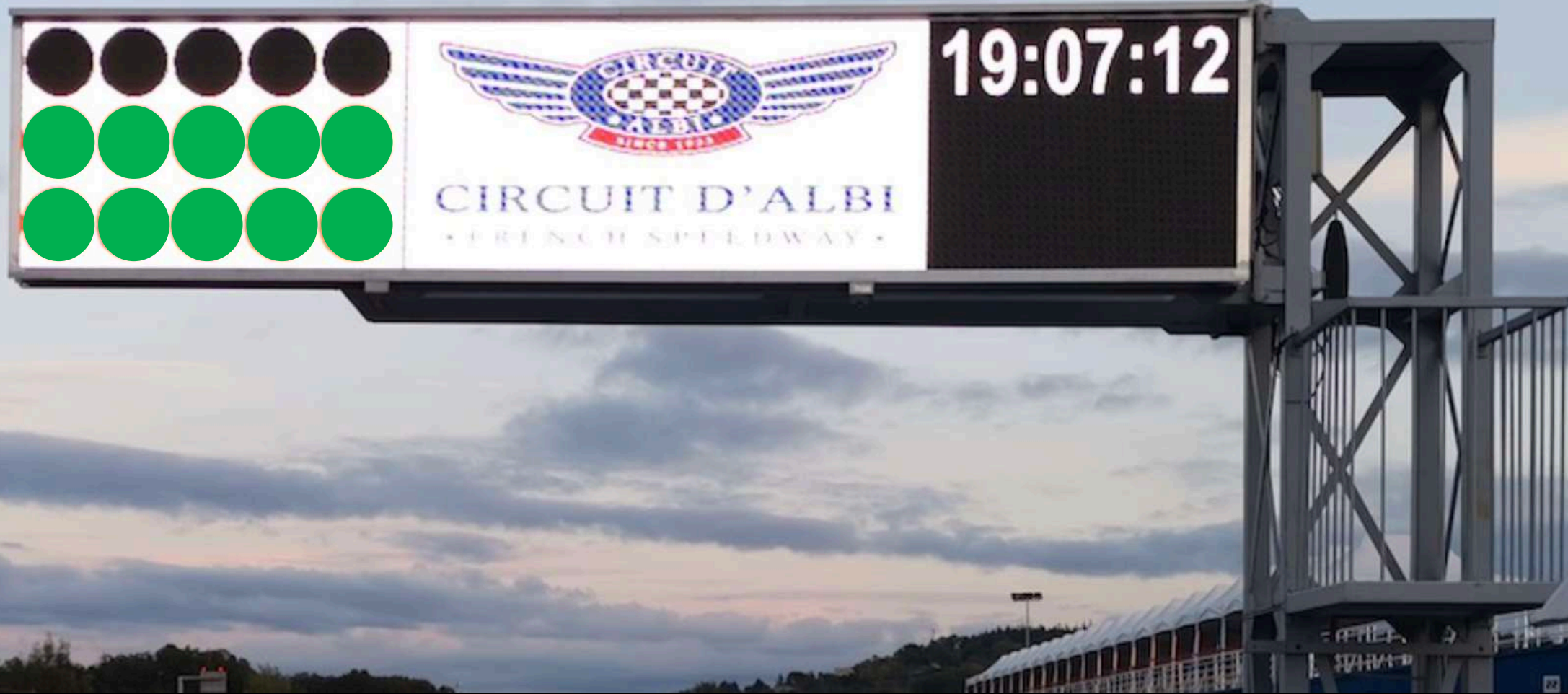
# ROLLING START FORMATION



*LC to 50 Km/Hr and enter pit lane – Exit last turn the pole man increases slowly the speed to 110 Km/Hr  
Single file until exit turn 2*











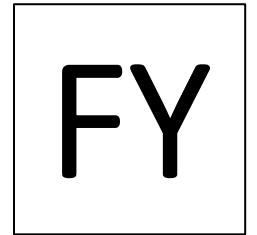

Red lights remains ON  
Yellow flag @ all MP  
New Formation Lap  
Pole man - tempo

Décompte 20'' - début de procédure

A 10'' - Panneaux FY - dépassements interdits

A 0'' - drapeaux jaunes - voitures 80 Km/Hr

Fin de procédure - Restart on short notice – GREEN



20'' Countdown - beginning of procedure

At 10'' - FY boards - No overtaking

At 0'' – Yellow flags All cars 80 Km/Hr

End of procedure - Restart on short notice - GREEN





SC peut être précédée par FCY sauf 3 premiers tours

SC se place devant le leader pendant FCY – Pas de ZIG ZAG

Fin de procédure: Lights OFF – retrait signalisation – VERT sur la ligne

Pas de dépassement avant d’avoir passé la ligne



SC may be preceded by FCY except 3 first laps

SC will overtake to get the leader during FCY - No weaving

End of procedure – Lights OFF – Flags and boards removed – GREEN at the line

No overtaking before the line

Feux sortie voie des stands **VERT**

Quand la SC passera la ligne d'arrivée, la sortie pit lane passera au **ROUGE**

Quand la dernière voiture du groupe derrière la SC passera la sortie de la voie des stands, le feu passera au **VERT**

Pit exit light remain **GREEN**

When the SC will pass the FINISH LINE, the pit exit light will turn **RED**

When last car in the group behind SC passes pit exit, the light will turn **GREEN** again



# ALBI (FRANCE)

Circuit length: 3551 m

Start line offset: 0 m

Pole position: RIGHT

Pit IN to Pit OUT: 225 m

Int 1 at: 1288 m

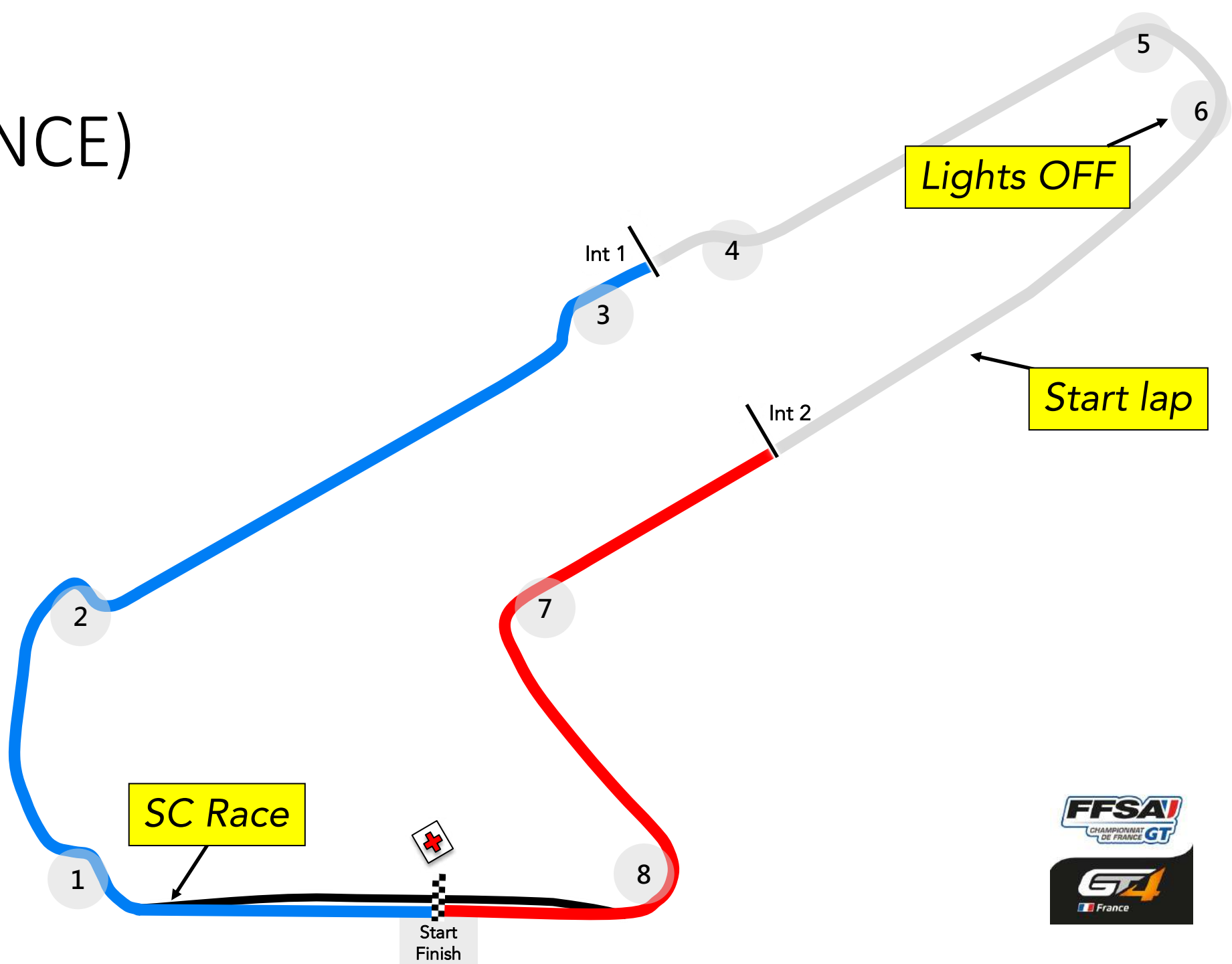
Int 2 at: 2501 m

SC: 1<sup>st</sup> Lap-T6

Race- Pit Exit

Lights OFF- T6

Start line up: T7 to T8





Ralentir / Pas de dépassement – **Slow down / No overtaking**

Rentrer en pit lane – **Enter the pit lane**

Q:  STOP

- Parc- Fermé – pas/no de data – pressions pneus autorisée

- attendre directives DC Temps tour annulé/Lap time cancelled


Courses:  STOP - Arrêt FAST LANE devant le feu de sortie

- Parc- Fermé – pas de data – pressions pneus autorisée

- attendre directives DC

Reprise: 5', 3', 1', 15''      Départ sous SC





- A TOUS MOMENT: montré à un pilote qui quitte la voie des stands si du trafic approche en piste.
- Pendant les ESSAIS: une voiture rapide est proche derrière vous et va vous dépasser.
- Pendant la COURSE: présenté à une voiture sur le point d'être double, le pilote concerné doit laisser passer la voiture qui le suit à la première opportunité.
- At ALL TIMES: displayed to a driver leaving the pits if traffic is approaching on the track.
- During PRACTICE: a faster car is close behind you and is about to overtake you.
- During the RACE: shown to a car about to be lapped, the driver concerned must allow the following car to pass at the earliest opportunity.

# TRACK LIMITS Turn 1





# EXIT Turn 1





# ESCAPE ROAD TURN 1





# TRACK LIMITS T2





# TRACK LIMITS T3





# ESCAPE ROAD TURN 3





# TRACK LIMITS T4





# TRACK LIMITS T5





# Croisement piste





# TRACK LIMITS T6





# ESCAPE ROAD TURN 6






# TRACK LIMITS Turn 7





Rappel des feux





# Turn 8

